

MiR 600/1350

MiR600 & MiR1350

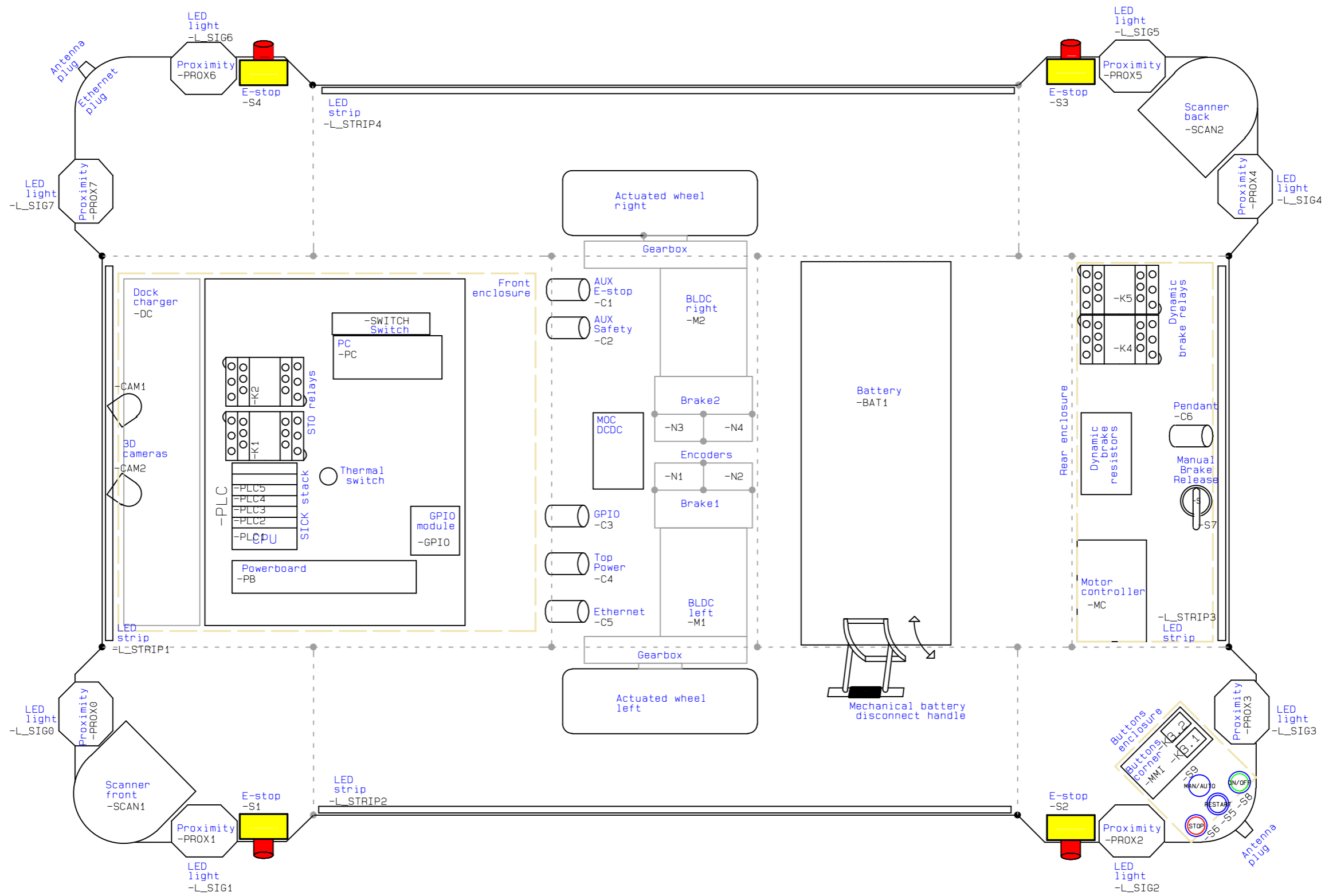
STRONGER. SAFER. SUPERIOR.



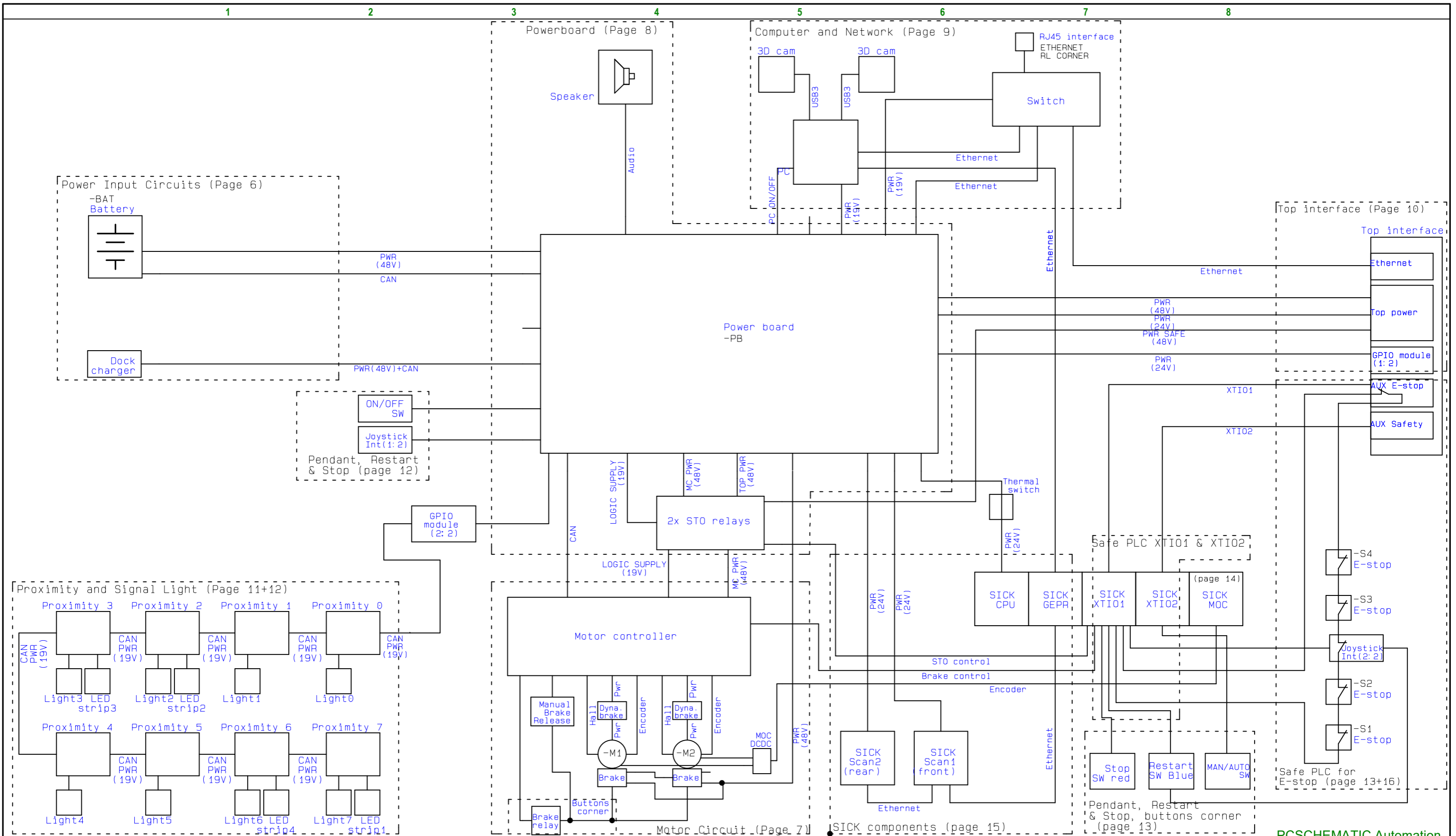
PCSCHEMATIC Automation



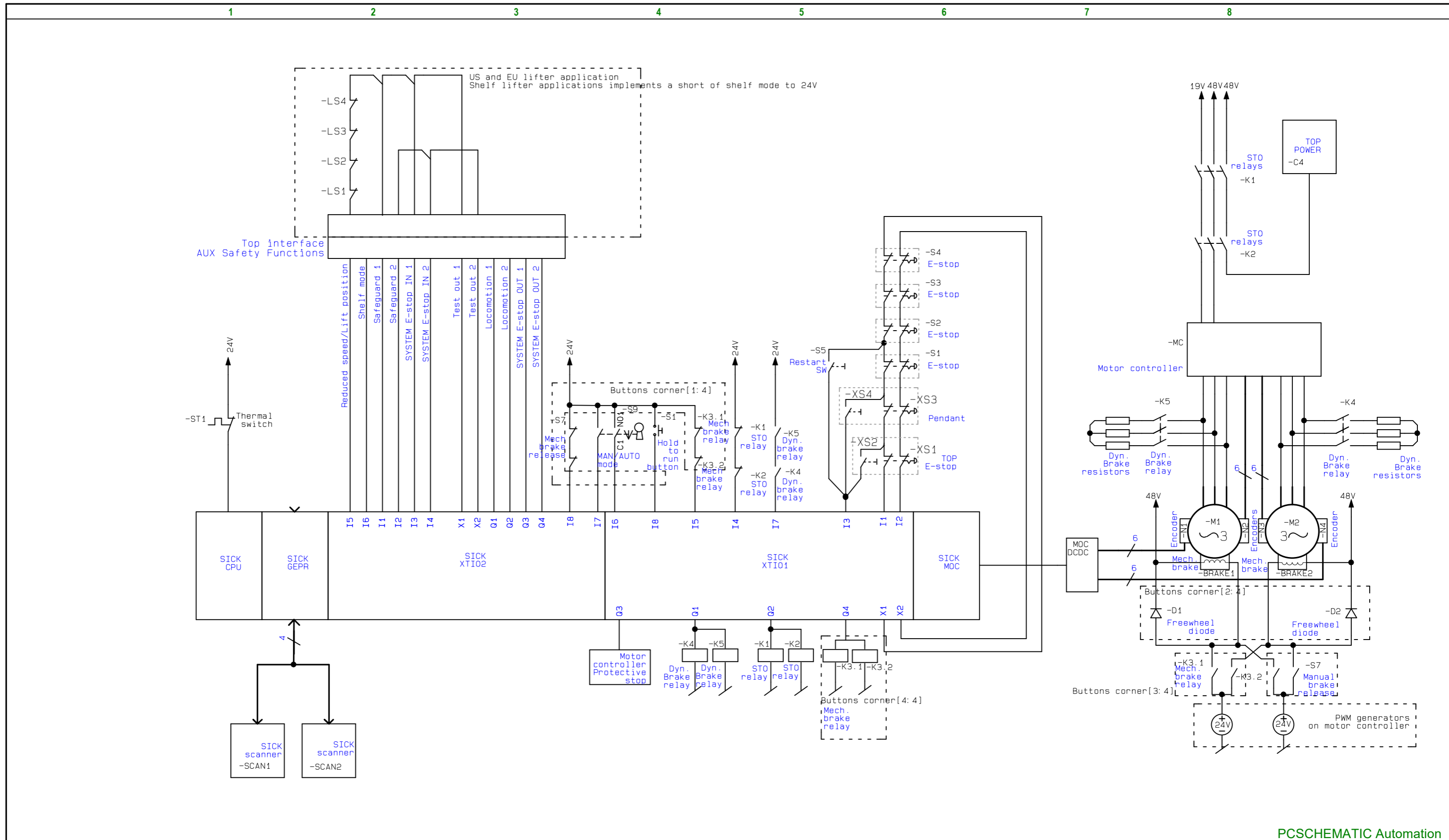
| | | | |
|---|------------------------------|-------------------------------|-------------------------------|
| Project title: MiR 600/1350 | Case no.: MiR600/1350 | Project rev.: | Page 1 |
| Customer: Mobile Industrial Robots A/S | DCC: | | Scale: 1:1 |
| Page title: Front page | Dwg. no.: | Page rev.: | Previous page: |
| File name: MIR-DIA-010-REV3 [System diagram MIR600_1350] | Eng. (proj/page): PGR | Last print: 21/06/2022 | Next page: 2 |
| Page ref.: | Appr. (date/init): | Last edit: 10/06/2022 | Total no. of pages: 20 |



| | | | |
|---|------------------------------|-------------------------------|-------------------------------|
| Project title: MiR 600/1350 | Case no.: MiR600/1350 | Project rev.: | Page 3 |
| Customer: Mobile Industrial Robots A/S | DCC: | | Scale: 1:1 |
| Page title: Components overview | Dwg. no.: | Page rev.: | Previous page: 2 |
| File name: MIR-DIA-010-REV3 [System diagram MIR600_1350] | Eng. (proj/page): PGR | Last print: 21/06/2022 | Next page: 4 |
| Page ref.: | Appr. (date/init): | Last edit: 21/06/2022 | Total no. of pages: 20 |

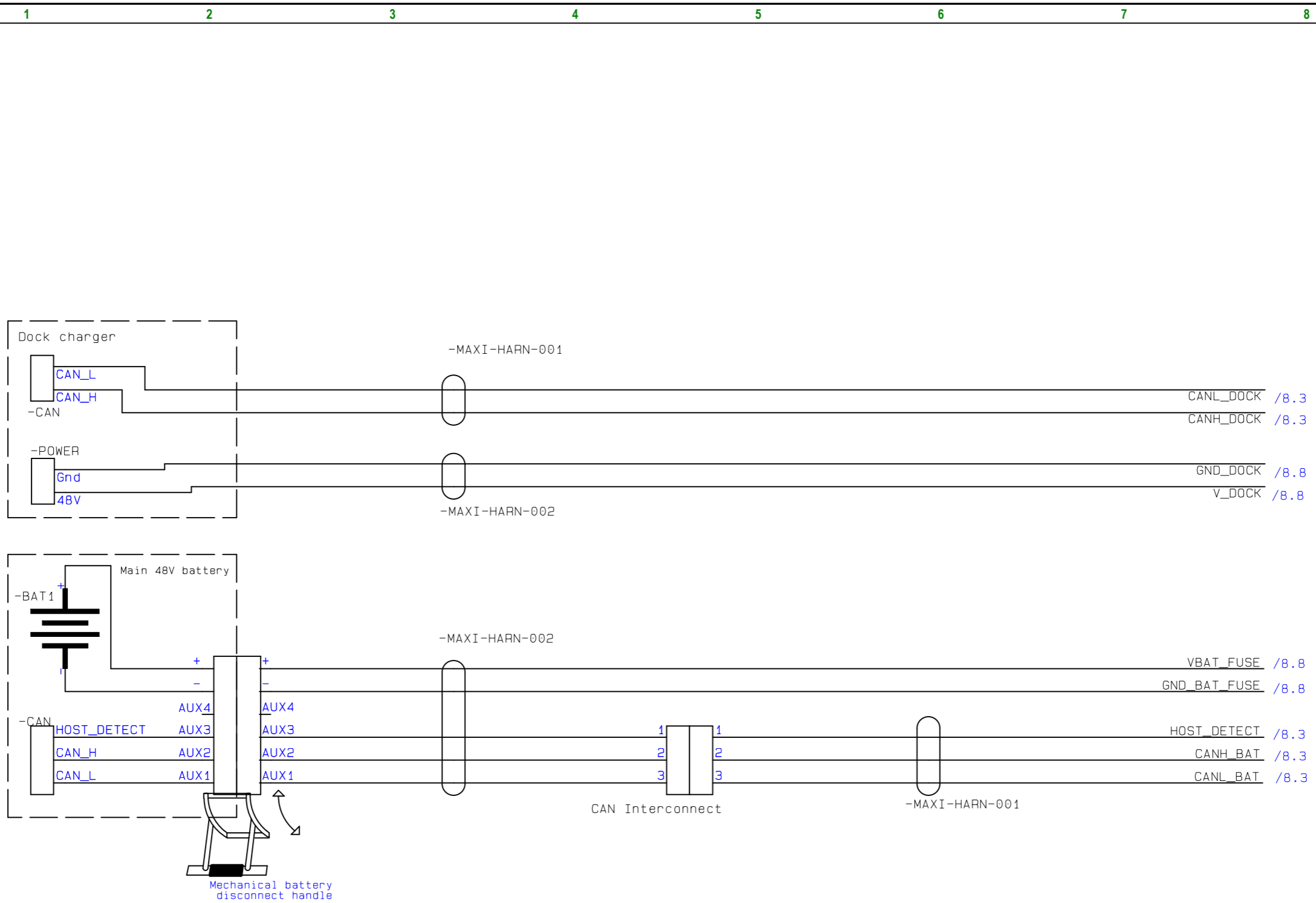


| | | | |
|---|------------------------------|-------------------------------|-------------------------------|
| Project title: MIR 600/1350 | Case no.: MIR600/1350 | Project rev.: | Page 4 |
| Customer: Mobile Industrial Robots A/S | DCC: | | Scale: 1:1 |
| Page title: Simplified block diagram | Dwg. no.: | Page rev.: | Previous page: 3 |
| File name: MIR-DIA-010-REV3 [System diagram MIR600_1350] | Eng. (proj/page): PGR | Last print: 21/06/2022 | Next page: 5 |
| Page ref.: | Appr. (date/init): | Last edit: 28/04/2022 | Total no. of pages: 20 |

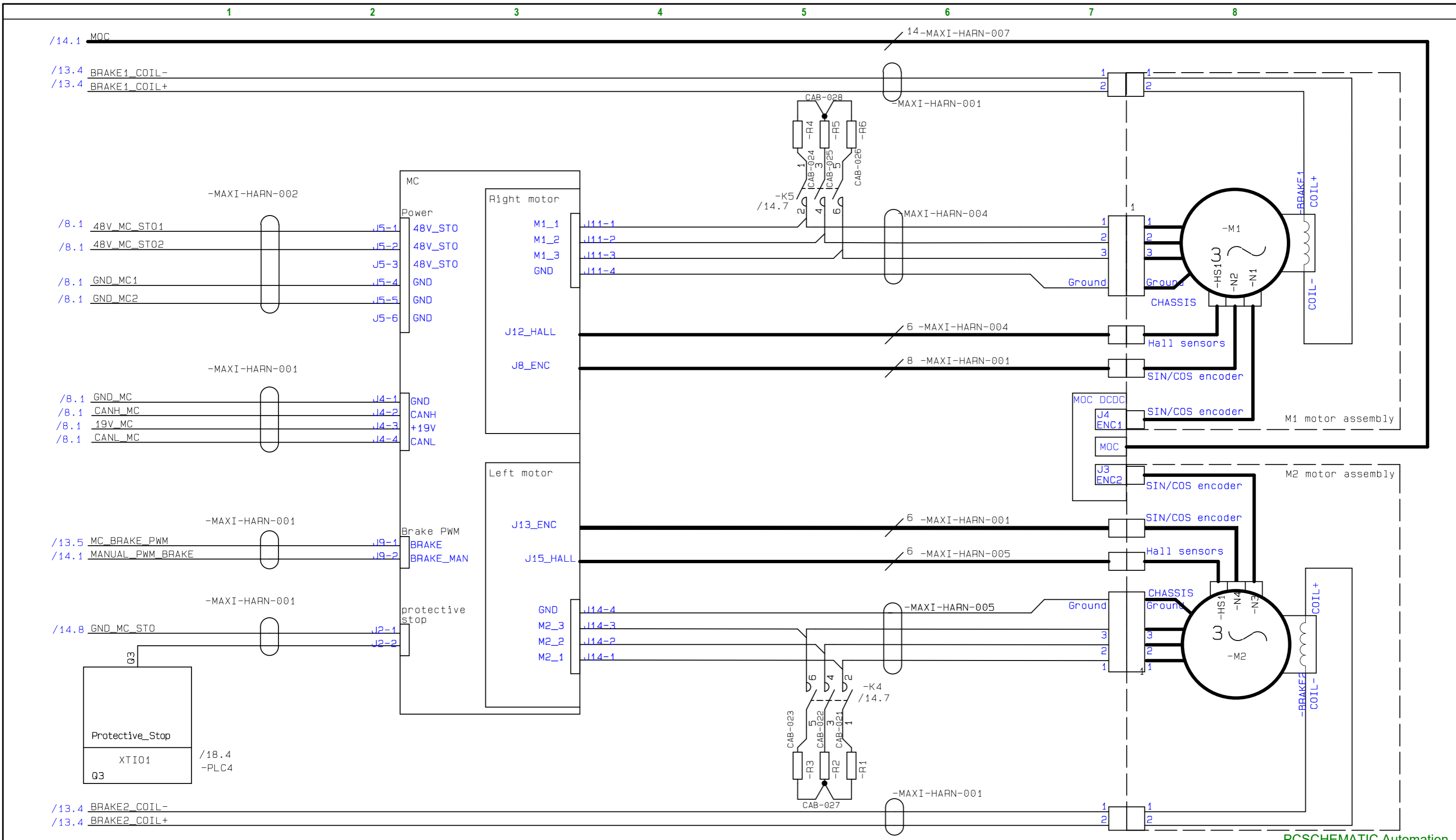


| | | | |
|--|------------------------------|-------------------------------|-------------------------------|
| Project title: MiR 600/1350 | Case no.: MiR600/1350 | Project rev.: | Page 5 |
| Customer: Mobile Industrial Robots A/S | DCC: | | Scale: 1:1 |
| Page title: Simplified safety circuit (only safety related parts) | Dwg. no.: | Page rev.: | Previous page: 4 |
| File name: MIR-DIA-010-REV3 [System diagram MIR600_1350] | Eng. (proj/page): PGR | Last print: 21/06/2022 | Next page: 6 |
| Page ref.: | Appr. (date/init): | Last edit: 20/06/2022 | Total no. of pages: 20 |

Wiring diagram



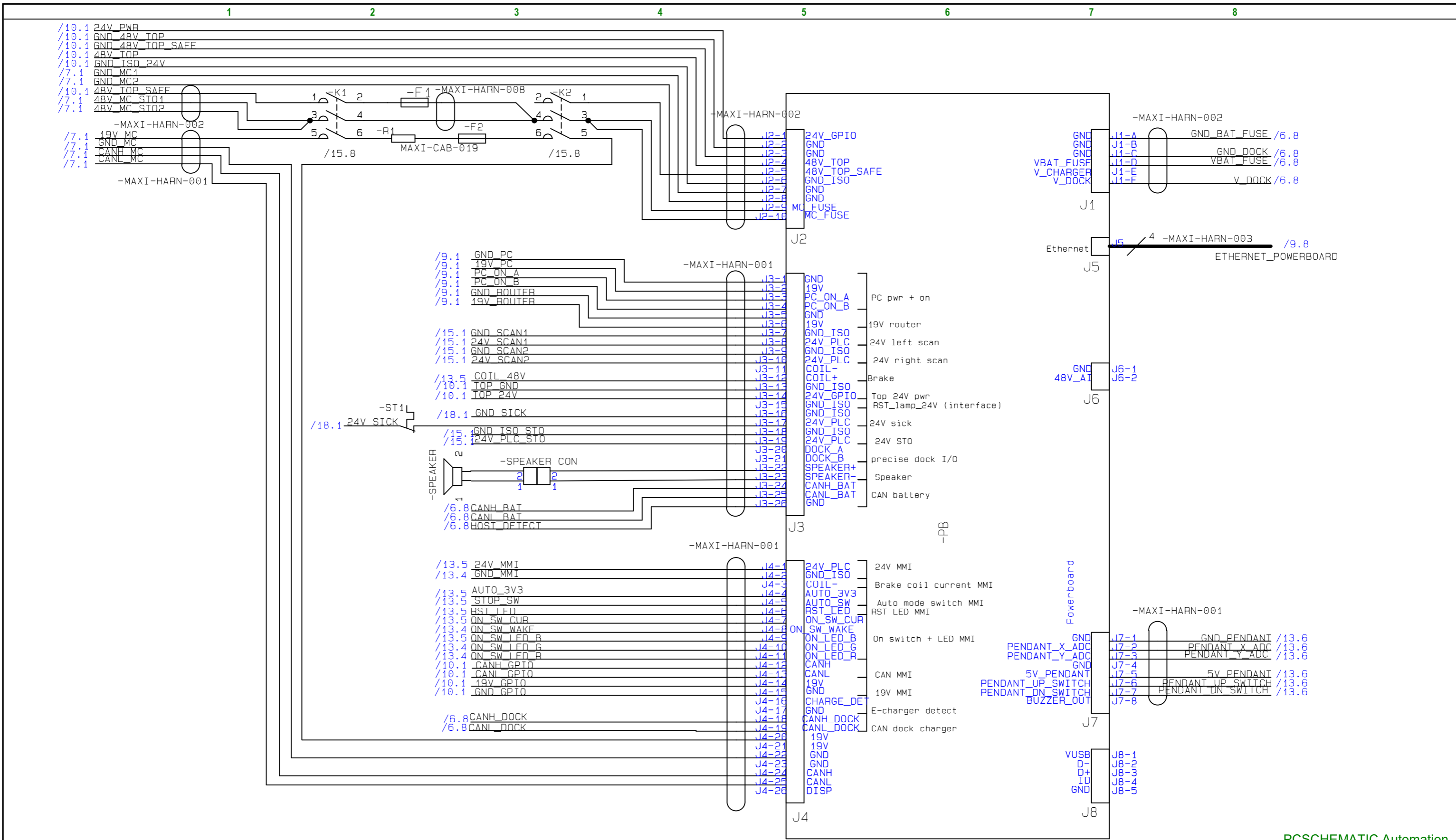
| | | | |
|---|------------------------------|-------------------------------|-------------------------------|
| Project title: MiR 600/1350 | Case no.: MiR600/1350 | Project rev.: | Page 6 |
| Customer: Mobile Industrial Robots A/S | DCC: | | Scale: 1:1 |
| Page title: Power input circuit | Dwg. no.: | Page rev.: | Previous page: 5 |
| File name: MIR-DIA-010-REV3 [System diagram MIR600_1350] | Eng. (proj/page): PGR | Last print: 21/06/2022 | Next page: 7 |
| Page ref.: | Appr. (date/init): | Last edit: 10/05/2022 | Total no. of pages: 20 |



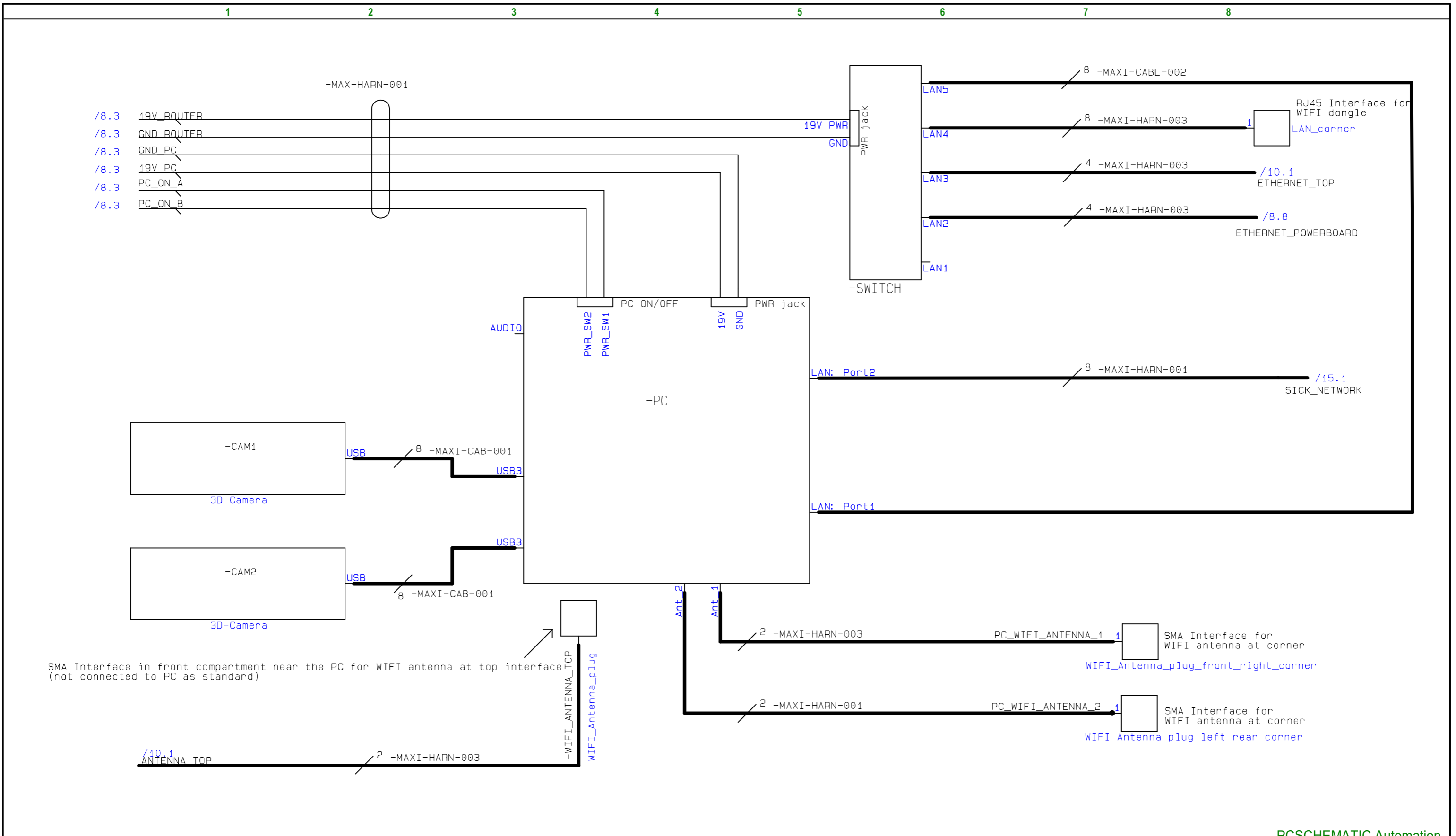
PCSCHEMATIC Automation



| | | | |
|---|------------------------------|-------------------------------|-------------------------------|
| Project title: MiR 600/1350 | Case no.: MiR600/1350 | Project rev.: | Page 7 |
| Customer: Mobile Industrial Robots A/S | DCC: | | Scale: 1:1 |
| Page title: Motor circuit | Dwg. no.: | Page rev.: | Previous page: 6 |
| File name: MIR-DIA-010-REV3 [System diagram MIR600_1350] | Eng. (proj/page): PGR | Last print: 21/06/2022 | Next page: 8 |
| Page ref.: | Appr. (date/init): | Last edit: 10/06/2022 | Total no. of pages: 20 |



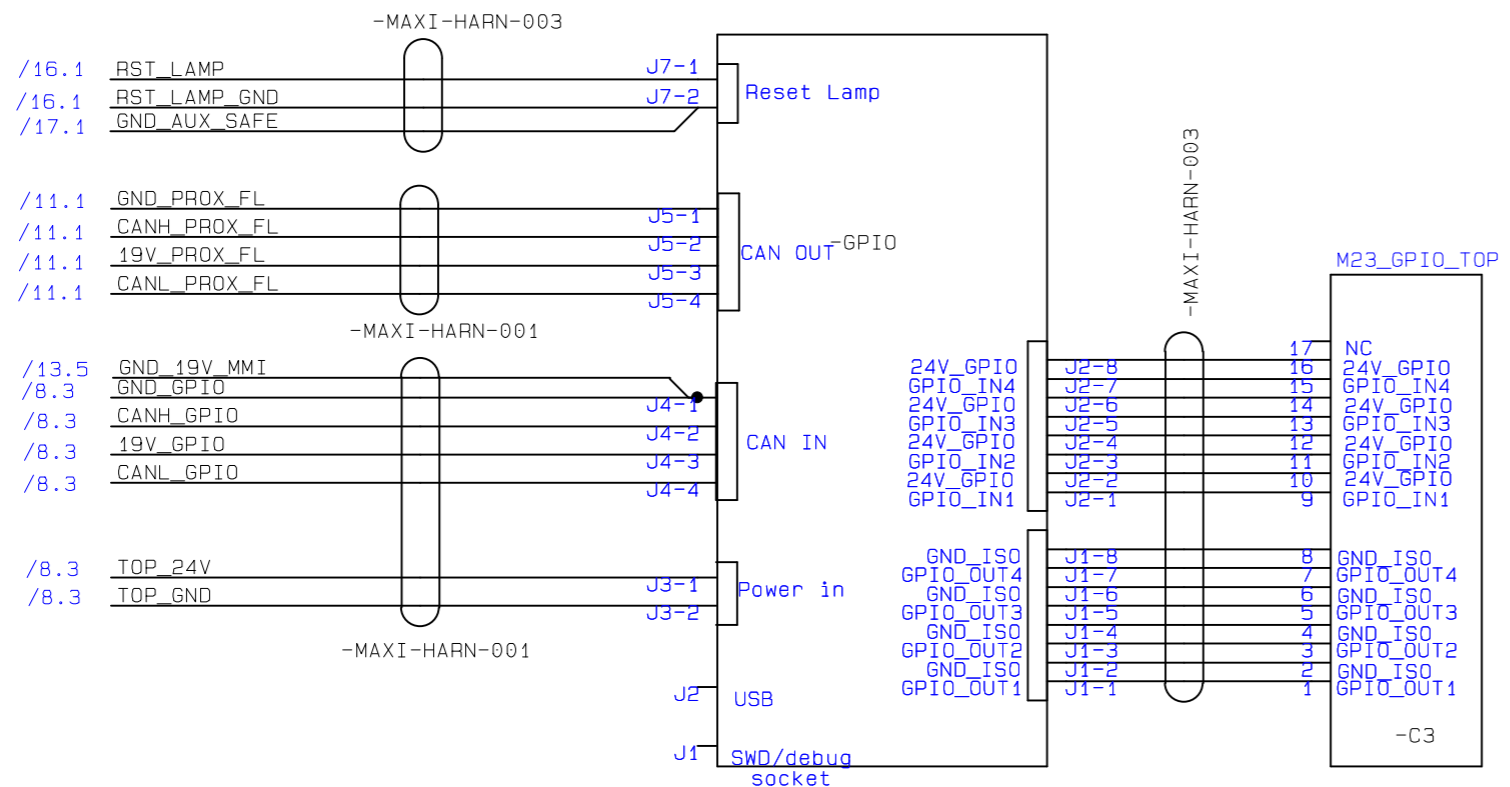
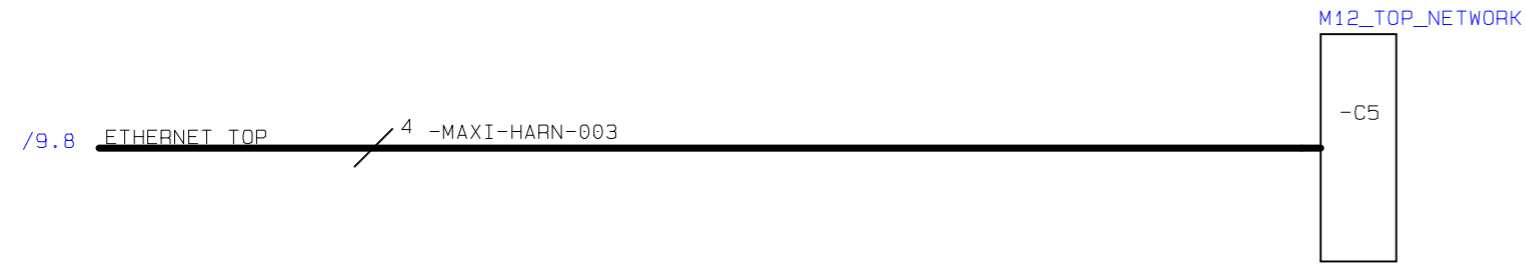

| | | | |
|---|------------------------------|-------------------------------|-------------------------------|
| Project title: MiR 600/1350 | Case no.: MiR600/1350 | Project rev.: | Page 8 |
| Customer: Mobile Industrial Robots A/S | DCC: | | Scale: 1:1 |
| Page title: Powerboard and STO relays connections | Dwg. no.: | Page rev.: | Previous page: 7 |
| File name: MIR-DIA-010-REV3 [System diagram MIR600_1350] | Eng. (proj/page): PGR | Last print: 21/06/2022 | Next page: 9 |
| Page ref.: | Appr. (date/init): | Last edit: 10/06/2022 | Total no. of pages: 20 |



SMA Interface in front compartment near the PC for WIFI antenna at top interface (not connected to PC as standard)



| | | | |
|---|------------------------------|-------------------------------|-------------------------------|
| Project title: MiR 600/1350 | Case no.: MiR600/1350 | Project rev.: | Page 9 |
| Customer: Mobile Industrial Robots A/S | DCC: | | Scale: 1:1 |
| Page title: Computer and network | Dwg. no.: | Page rev.: | Previous page: 8 |
| File name: MIR-DIA-010-REV3 [System diagram MIR600_1350] | Eng. (proj/page): PGR | Last print: 21/06/2022 | Next page: 10 |
| Page ref.: | Appr. (date/init): | Last edit: 23/05/2022 | Total no. of pages: 20 |

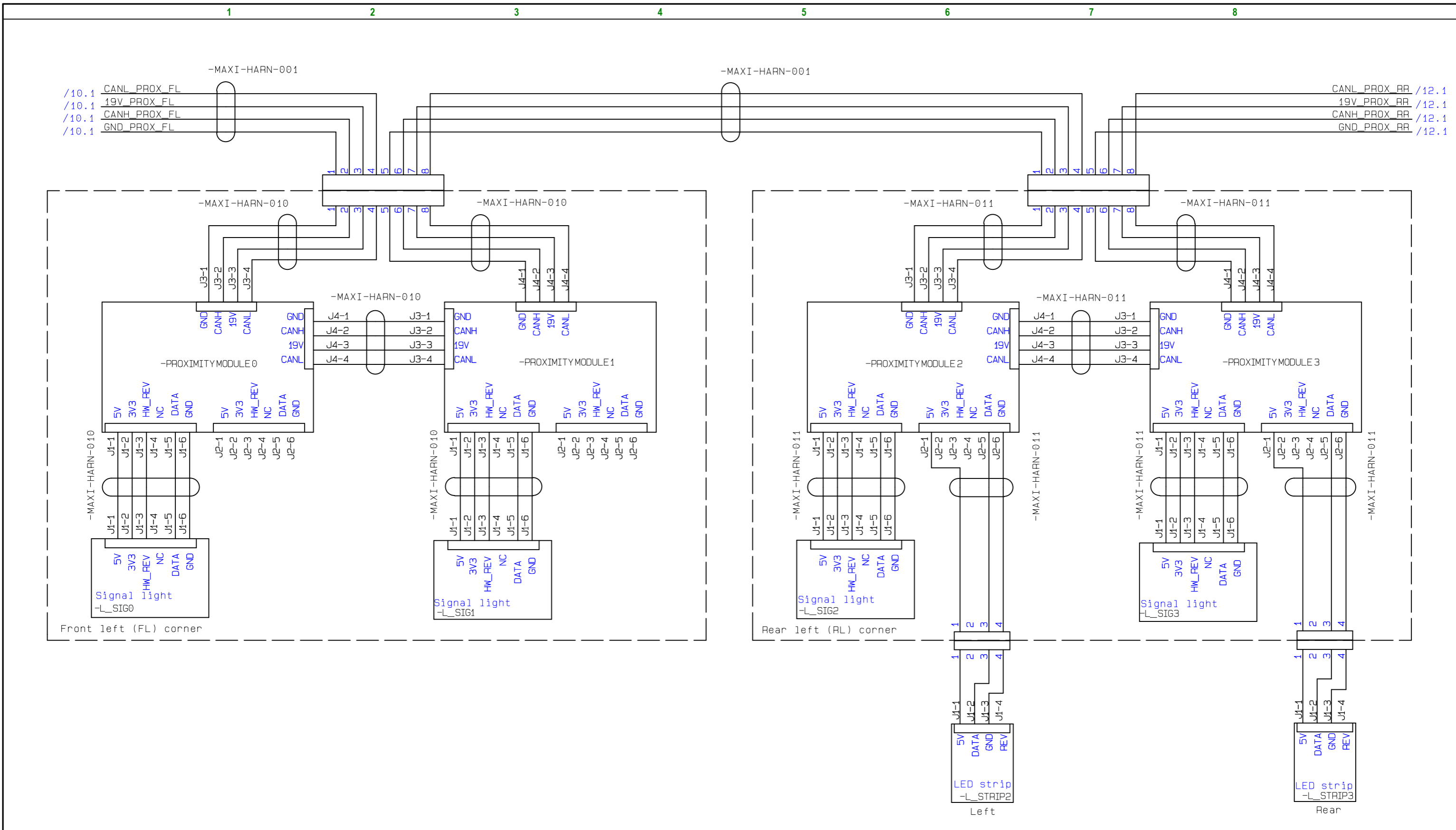


Application Interface

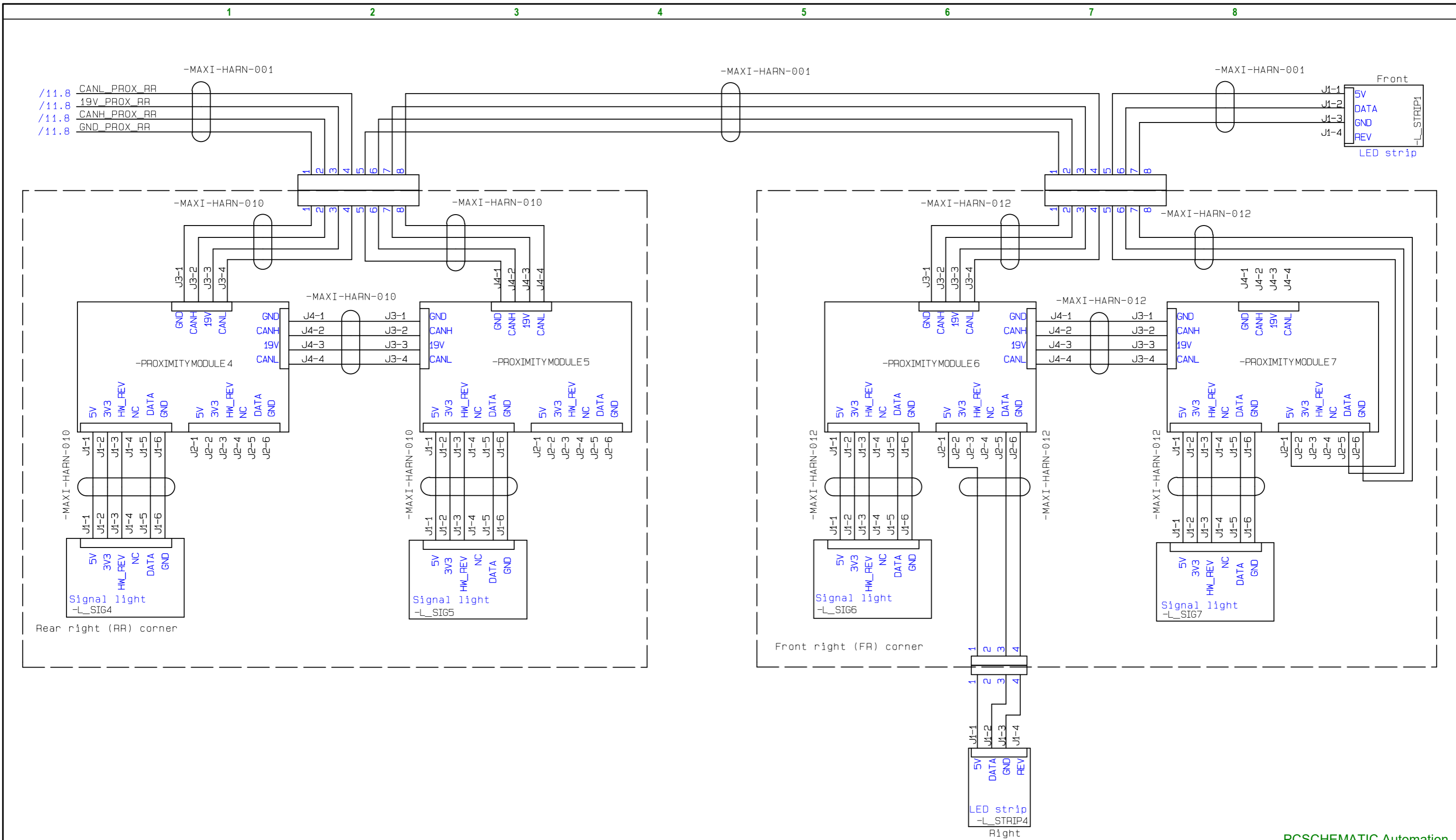
PCSCHEMATIC Automation



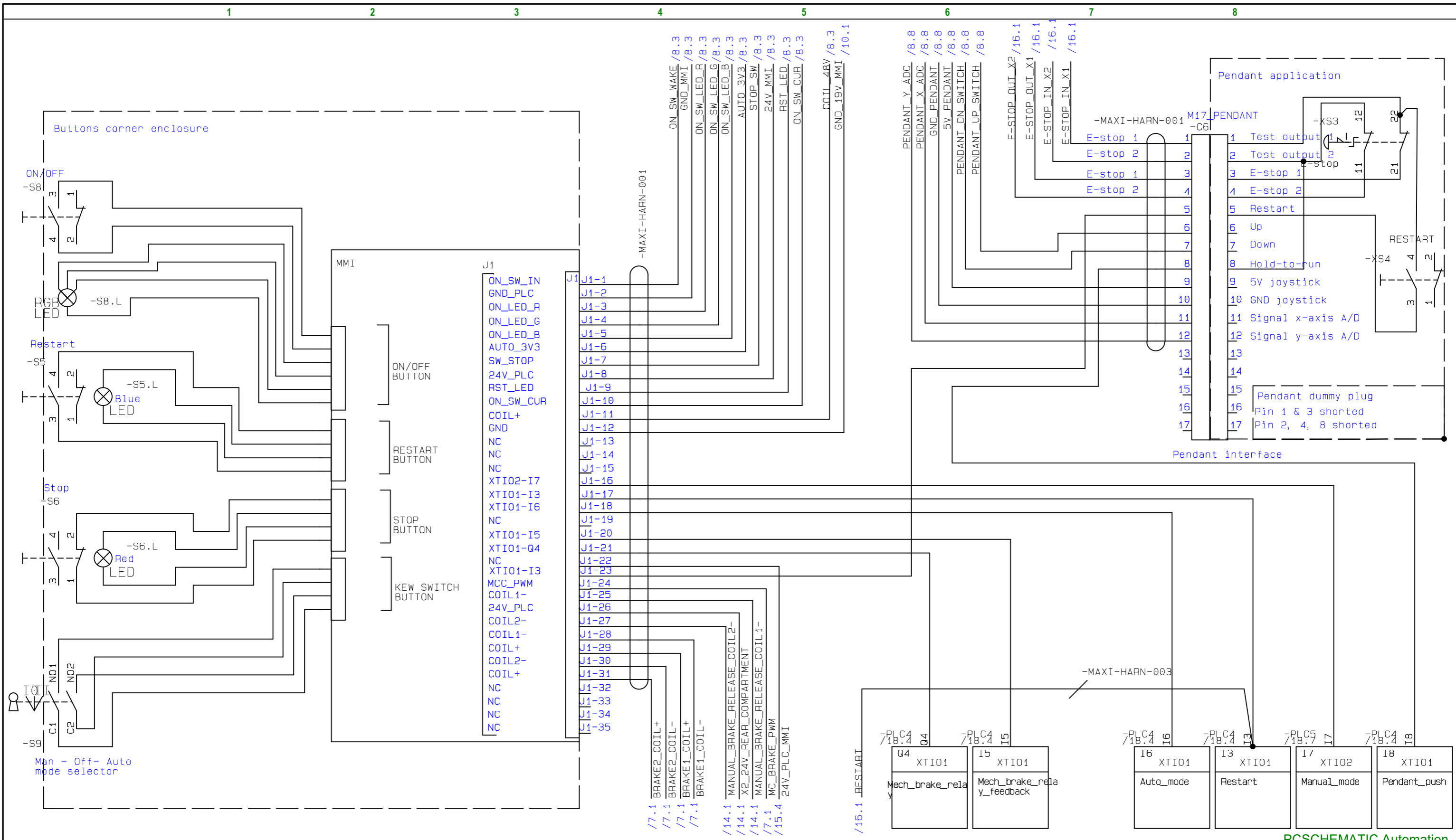
| | | | |
|---|------------------------------|-------------------------------|-------------------------------|
| Project title: MiR 600/1350 | Case no.: MiR600/1350 | Project rev.: | Page 10 |
| Customer: Mobile Industrial Robots A/S | DCC: | | Scale: 1:1 |
| Page title: Non-safety top interfaces | Dwg. no.: | Page rev.: | Previous page: 9 |
| File name: MIR-DIA-010-REV3 [System diagram MIR600_1350] | Eng. (proj/page): PGR | Last print: 21/06/2022 | Next page: 11 |
| Page ref.: | Appr. (date/init): | Last edit: 27/08/2021 | Total no. of pages: 20 |



| | | | |
|---|------------------------------|-------------------------------|-------------------------------|
| Project title: MiR 600/1350 | Case no.: MiR600/1350 | Project rev.: | Page 11 |
| Customer: Mobile Industrial Robots A/S | DCC: | | Scale: 1:1 |
| Page title: Proximity and signal light | Dwg. no.: | Page rev.: | Previous page: 10 |
| File name: MIR-DIA-010-REV3 [System diagram MIR600_1350] | Eng. (proj/page): PGR | Last print: 21/06/2022 | Next page: 12 |
| Page ref.: | Appr. (date/init): | Last edit: 30/08/2021 | Total no. of pages: 20 |



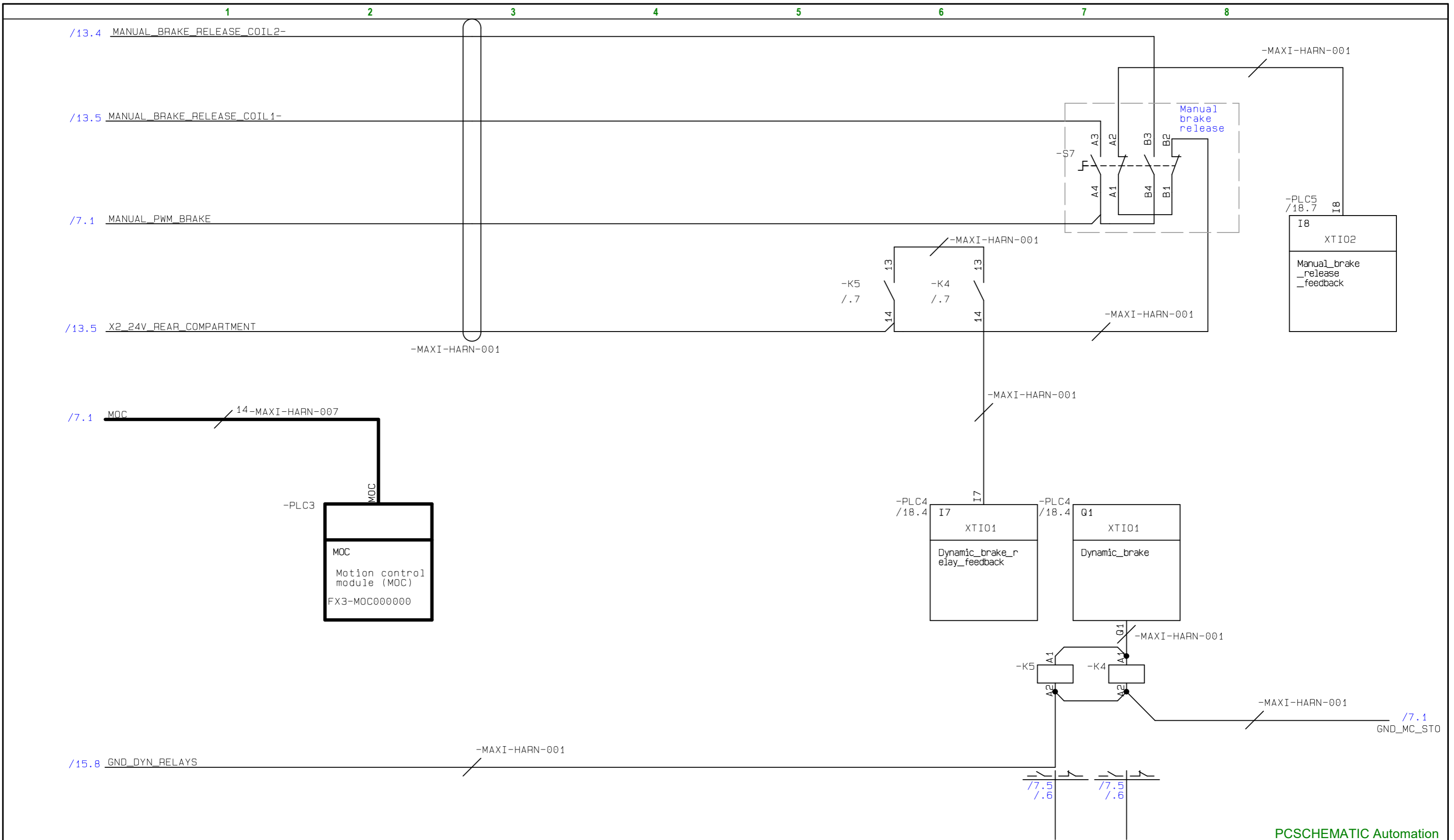
| | | | |
|---|------------------------------|-------------------------------|-------------------------------|
| Project title: MiR 600/1350 | Case no.: MiR600/1350 | Project rev.: | Page 12 |
| Customer: Mobile Industrial Robots A/S | DCC: | | Scale: 1:1 |
| Page title: Proximity and signal light | Dwg. no.: | Page rev.: | Previous page: 11 |
| File name: MIR-DIA-010-REV3 [System diagram MIR600_1350] | Eng. (proj/page): PGR | Last print: 21/06/2022 | Next page: 13 |
| Page ref.: | Appr. (date/init): | Last edit: 06/09/2021 | Total no. of pages: 20 |




| | | | |
|---|------------------------------|-------------------------------|-------------------------------|
| Project title: MiR 600/1350 | Case no.: MiR600/1350 | Project rev.: | Page 13 |
| Customer: Mobile Industrial Robots A/S | DCC: | | Scale: 1:1 |
| Page title: Pendant, restart and stop | Dwg. no.: | Page rev.: | Previous page: 12 |
| File name: MIR-DIA-010-REV3 [System diagram MIR600_1350] | Eng. (proj/page): PGR | Last print: 21/06/2022 | Next page: 14 |
| Page ref.: | Appr. (date/init): | Last edit: 26/08/2021 | Total no. of pages: 20 |

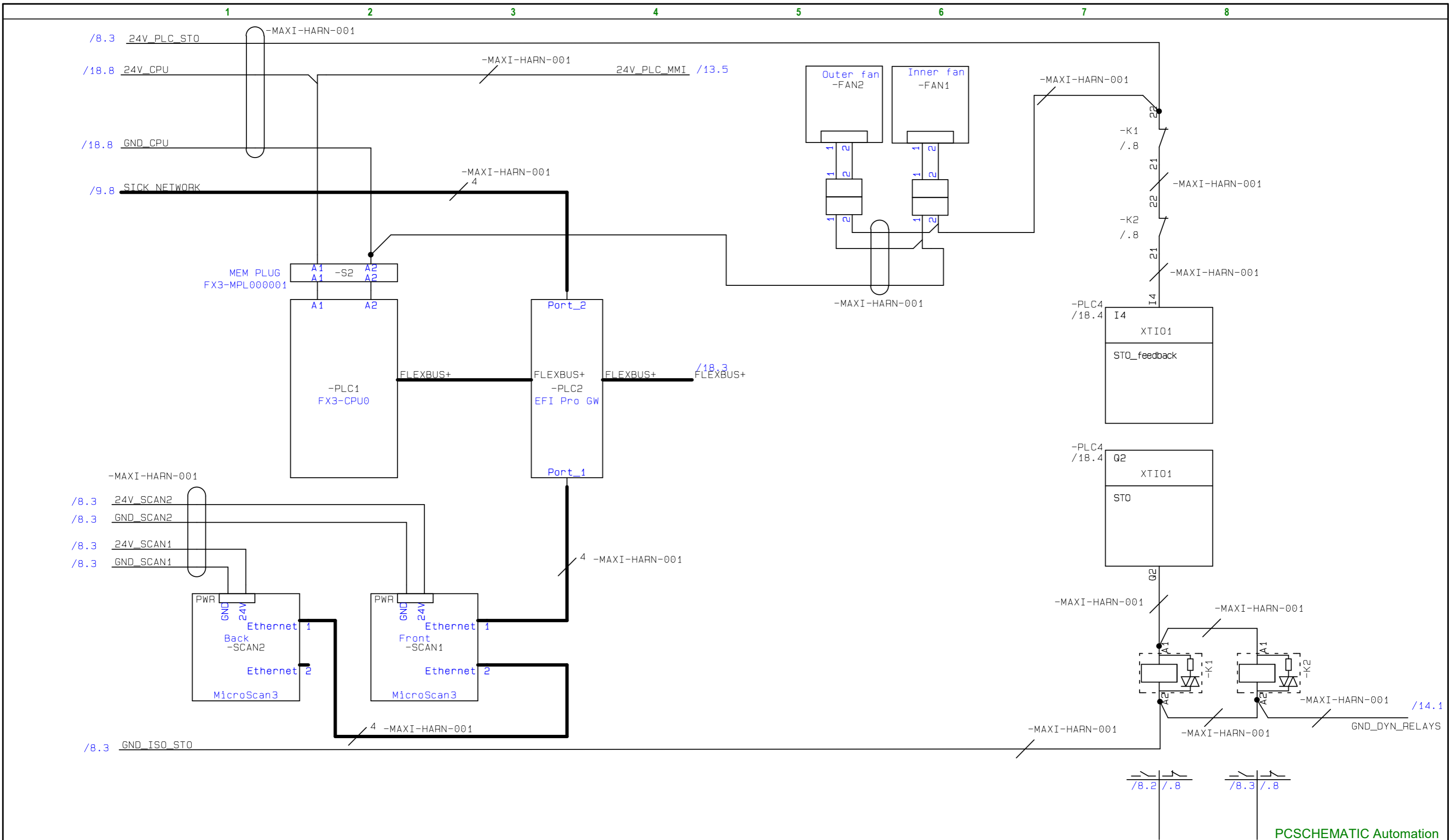
PCSCHMATIC Automation

Safety Wiring diagram



PCSCHEMATIC Automation

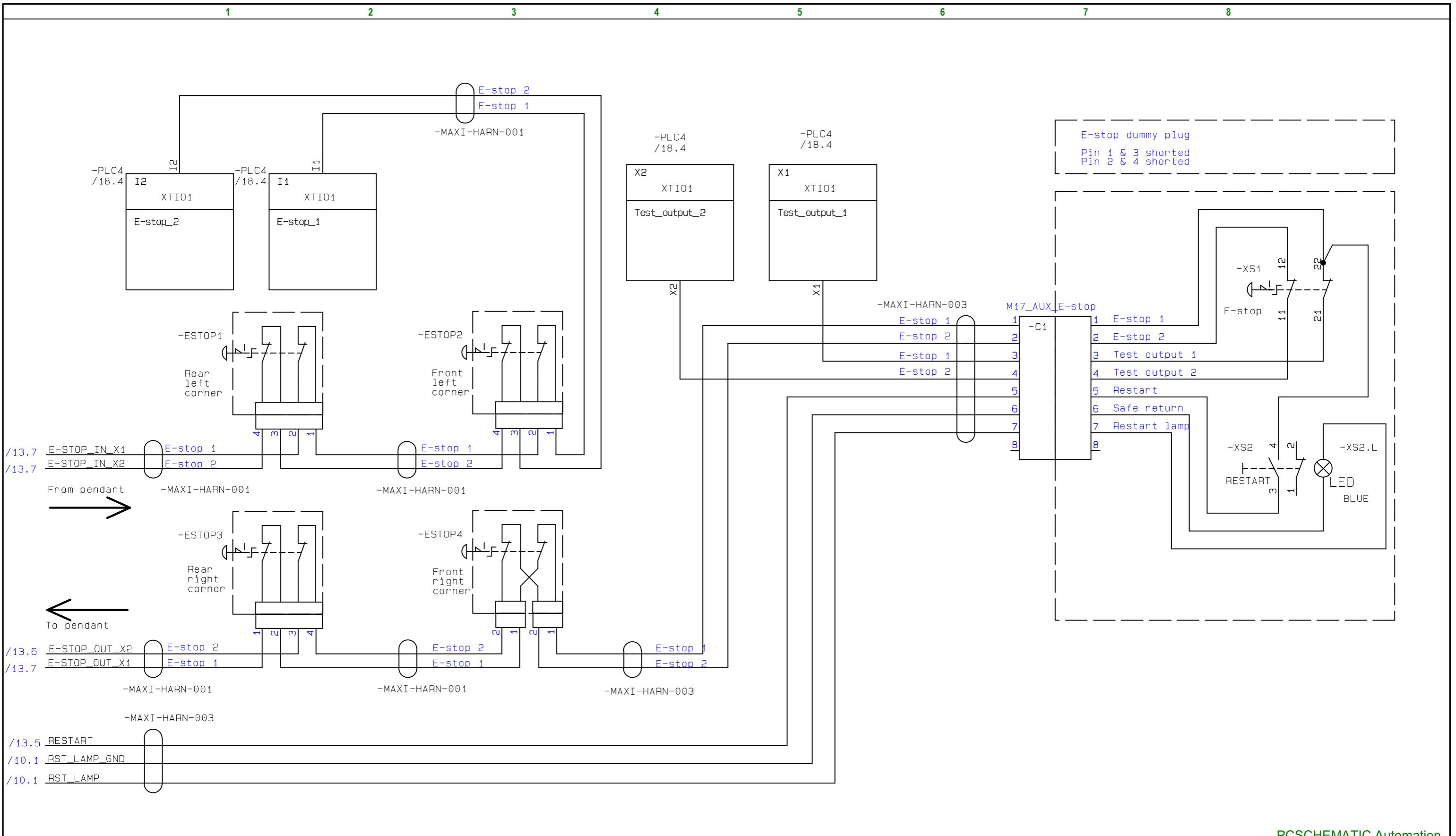
| | | | | |
|--|--|------------------------------|-------------------------------|-------------------------------|
|  | Project title: MiR 600/1350 | Case no.: MiR600/1350 | Project rev.: | Page 14 |
| | Customer: Mobile Industrial Robots A/S | DCC: | | Scale: 1:1 |
| | Page title: Motor safety circuit and manual brake release | Dwg. no.: | Page rev.: | Previous page: 13 |
| | File name: MIR-DIA-010-REV3 [System diagram MIR600_1350] | Eng. (proj/page): PGR | Last print: 21/06/2022 | Next page: 15 |
| | Page ref.: | Appr. (date/init): | Last edit: 04/05/2022 | Total no. of pages: 20 |
| | | | | |



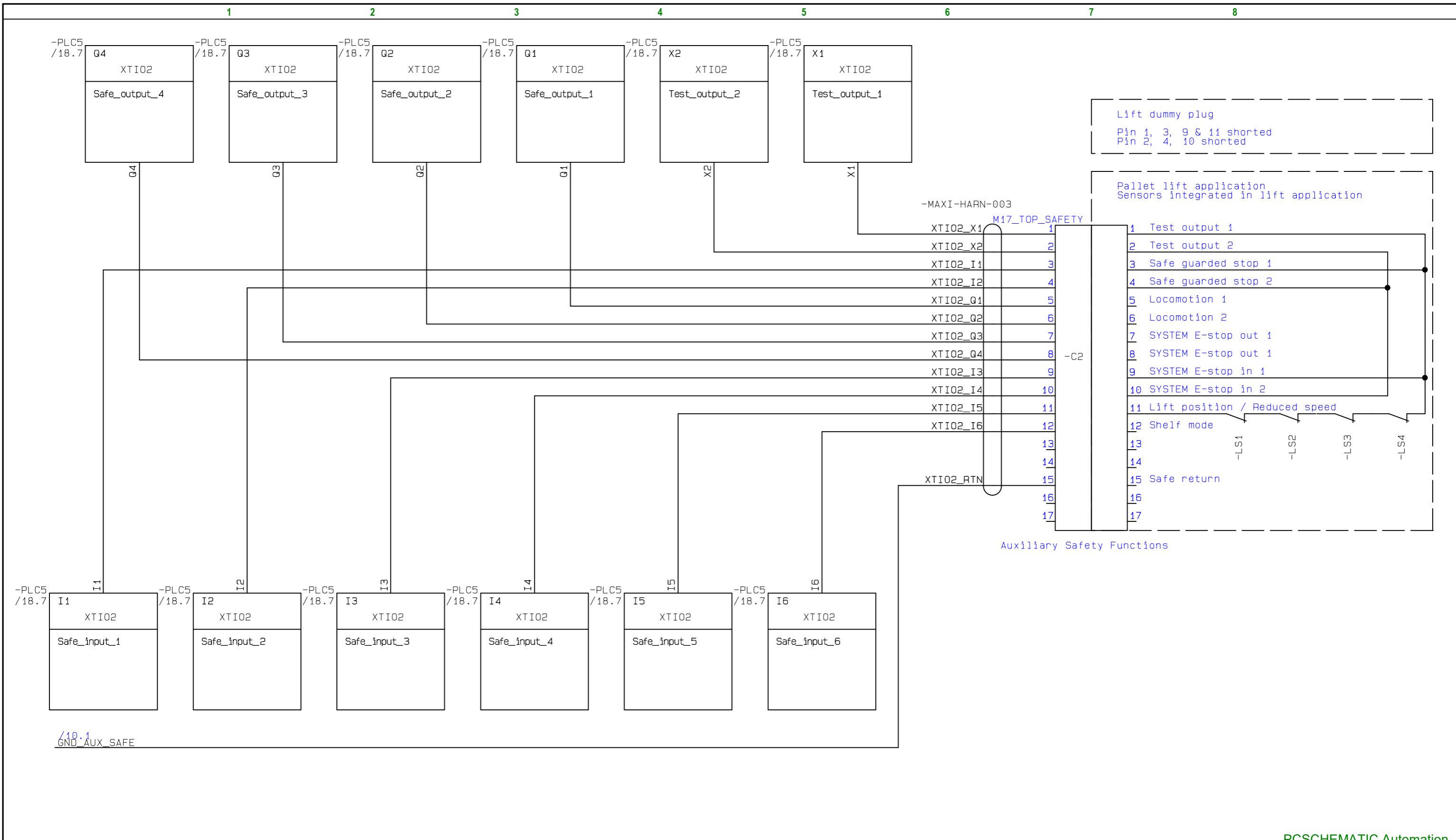
PCSCHEMATIC Automation



| | | | |
|---|------------------------------|-------------------------------|-------------------------------|
| Project title: MiR 600/1350 | Case no.: MiR600/1350 | Project rev.: | Page 15 |
| Customer: Mobile Industrial Robots A/S | DCC: | | Scale: 1:1 |
| Page title: SICK Components and fans - communication, power and readback | Dwg. no.: | Page rev.: | Previous page: 14 |
| File name: MIR-DIA-010-REV3 [System diagram MIR600_1350] | Eng. (proj/page): PGR | Last print: 21/06/2022 | Next page: 16 |
| Page ref.: | Appr. (date/init): | Last edit: 28/04/2022 | Total no. of pages: 20 |



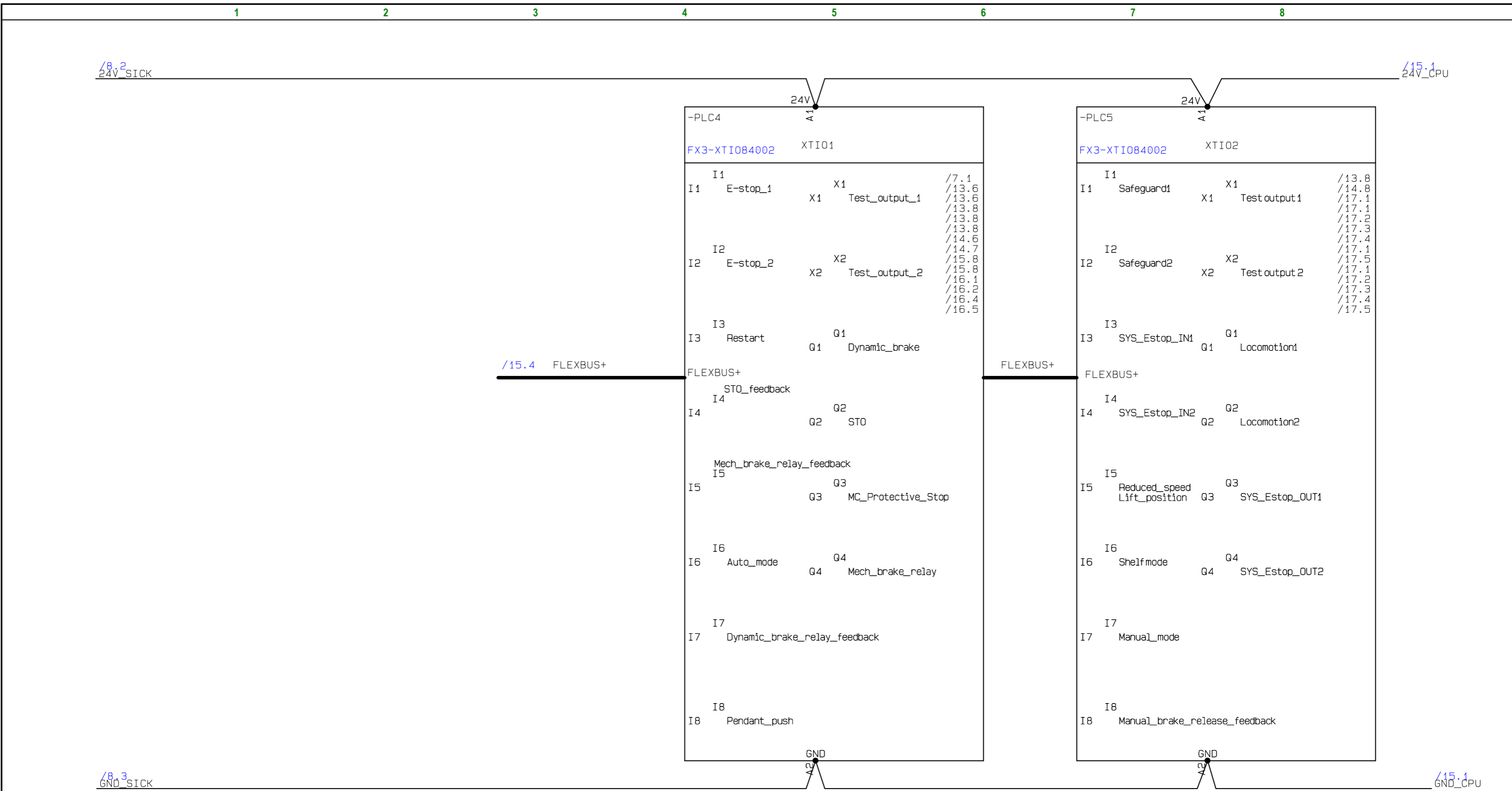
| | | | |
|---|------------------------------|-------------------------------|-------------------------------|
| Project title: MiR 600/1350 | Case no.: MiR600/1350 | Project rev.: | Page 16 |
| Customer: Mobile Industrial Robots A/S | DCC: | | Scale: 1:1 |
| Page title: Safe PLC XTIO1 for E-stop | Dwg. no.: | Page rev.: | Previous page: 15 |
| File name: MIR-DIA-010-REV3 [System diagram MIR600_1350] | Eng. (proj/page): PGR | Last print: 21/06/2022 | Next page: 17 |
| Page ref.: | Appr. (date/init): | Last edit: 29/04/2022 | Total no. of pages: 20 |



/10.1
GND_AUX_SAFE



| | | | |
|---|------------------------------|-------------------------------|-------------------------------|
| Project title: MiR 600/1350 | Case no.: MiR600/1350 | Project rev.: | Page 17 |
| Customer: Mobile Industrial Robots A/S | DCC: | | Scale: 1:1 |
| Page title: Safe PLC XTIO2 for Top interface | Dwg. no.: | Page rev.: | Previous page: 16 |
| File name: MIR-DIA-010-REV3 [System diagram MIR600_1350] | Eng. (proj/page): PGR | Last print: 21/06/2022 | Next page: 18 |
| Page ref.: | Appr. (date/init): | Last edit: 16/05/2022 | Total no. of pages: 20 |



| | | | |
|---|------------------------------|-------------------------------|-------------------------------|
| Project title: MiR 600/1350 | Case no.: MiR600/1350 | Project rev.: | Page 18 |
| Customer: Mobile Industrial Robots A/S | DCC: | | Scale: 1:1 |
| Page title: Safe PLC | Dwg. no.: | Page rev.: | Previous page: 17 |
| File name: MIR-DIA-010-REV3 [System diagram MIR600_1350] | Eng. (proj/page): PGR | Last print: 21/06/2022 | Next page: |
| Page ref.: | Appr. (date/init): | Last edit: 28/04/2022 | Total no. of pages: 20 |